



Order Codes	DGOZ-RLY-10A-01	One Channel
	DGOZ-RLY-10A-02	Two Channels

Overview

The DALI one and two channel Relays are designed for on/off switching of up to 10 Amps of lighting load via DALI commands issued on a connected DALI line.

The on-board 240 V ac rated relay is capable of switching a full 10 A of LED, fluorescent, incandescent and HID lighting loads, making it suitable for a wide range of commercial and industrial building applications.

The relay unit includes a large area for terminating all 1.5 mm² or 2.5 mm² double insulated cables (ac supply cables, switched load cables and DALI Line cables).

To maximise contact life, the relay unit includes a proprietary zero cross detection feature. This ensures that when the load is switched on the relay contacts are closed at the ac load voltage zero-crossing point, and when switched off the relay contacts are opened at the load ac current zero-crossing point.

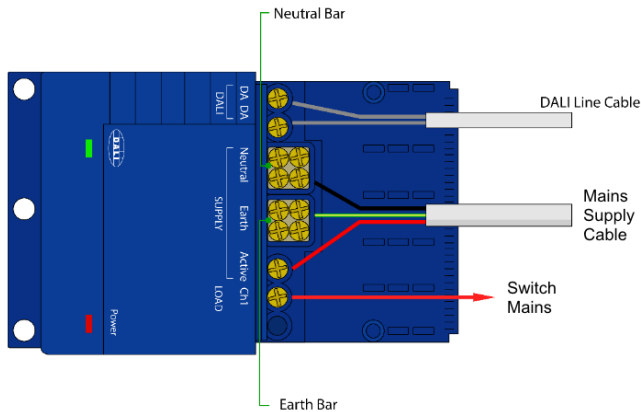
Features

- General purpose load switching (ON and OFF) via received DALI commands.
- Capable of switching 10 AX @ 240 V ac.
- Very high inrush current rating.
- Includes large Neutral and Earth termination bars.
- Suitable for mounting in a ceiling void.
- Zero crossing detection to maximise relay contact life on both open and close operations.
- Optional DIN rail mounting bracket.
- Fits through a 90 mm downlight hole.
- LED indicators (DALI and power).
- Uses a single DALI Short Address; can be including in up to 16 DALI Group Addresses and/or up to 16 DALI Scenes.
- DALI Short Address, Group Addresses and DALI Scenes are configured using RAPIX Addressing or RAPIX Integrator software. Can also be commissioned using other DALI commissioning software that supports DALI Device Type 7.
- Complies with DALI standard IEC 62386 and Device Type 7 (Switching Function).

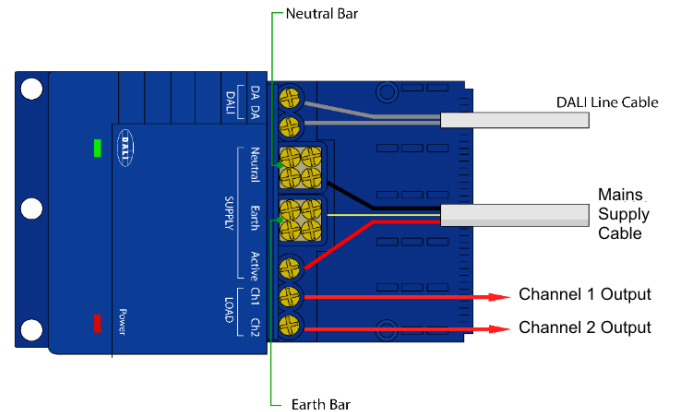
Typical Applications Commercial & Industrial buildings, Education Facilities, Health care facilities, Hotels, Warehouses, Homes.

Connections

One Channel Relay: DGOZ-RLY-10A-01



Two Channel Relay: DGOZ-RLY-10A-02



Specifications

Parameter	Specification
Number of Switched Outputs	DGOZ-RLY-10A-01: 1 DGOZ-RLY-10A-02: 2
Nominal Mains Supply Voltage	220 – 250 V ac
Mains Frequency Range(s)	47 – 63 Hz
Electrical Isolation	4 kV (DALI to Mains)
Status Indicators	Power – Red ON DALI – Green ON
Load Rating	Resistive, Inductive, Fluorescent, LED, Capacitive: 10 A per channel Motor: 2 A (1 HP) per channel
Inrush Current Rating	500 A (2 ms)
DALI Line Current Draw	2 mA
DALI Device Type	Type 7
Max. Number of Units on a single DALI Line	64
Relay Switch Operations	> 50 000 operations at rated load
Relay Contact Type	Bifurcated High Inrush
Relay Zero Crossing Switching Detection	Zero voltage detection at relay turn-on. Zero current detection for turn-off.
Standby Power	< 500 mW
Mains Terminals	2 x 2.5 mm ² maximum per terminal or 3 x 1.5 mm ² maximum per terminal
DALI Terminals	2 x 2.5 mm ² maximum per terminal or 3 x 1.5 mm ² maximum per terminal
Weight	1 Channel: 160 g 2 Channel 175 g
Operating Temp. Range	0 - 50°C
Operating Humidity Range	0% to 95% RH non-condensing
Mounting Arrangement	Surface mount via 6 mm mounting holes DIN rail mounting (with optional DIN rail mounting bracket)
Housing Material Type	Flame Retardant Polycarbonate, UL 94V-0
Ingress protection	IP20

Standards & Compliance

EMC and Electrical Safety Frameworks and Standards

Regulation	Standard	Title
EMC	IEC 60669-2-1 EN 60669-2-1 AS/NZS 60669.2.1	Switches for household and similar fixed electrical installations – part 2-2: Particular requirements – Electronic switches (EMC clauses)
	IEC 61000-3-2, -3 EN 61000-3-2, -3 AS/NZS 61000-3-2, -3	Limits for harmonic current emissions Limitation of voltage changes, voltage fluctuations and flicker
	IEC 61000-4-2, -3, -4, -5, -6, -8, -11 EN61547:2009	ESD, Radiated immunity, EFT/Burst, Surge, Conducted Immunity, Magnetic Immunity, Voltage dips and Short Interruptions
	AS/NZS CISPR 15:2011	Limits and methods of measurement of radio disturbance characteristics of electrical lighting and similar equipment
Electrical Safety	IEC 60669-2-1 EN 60669-2-1 AS/NZS 60669.2.1	Switches for household and similar fixed electrical installations – Part 2-1: Particular requirements – Electronic switches

EC Council Directives

EC Council Directive	Title
2006/95/EC	Low Voltage
2004/108/EC	Electromagnetic Compatibility (EMC)
2011/65/EU	Restriction of Hazardous Substances (RoHS) in Electrical and Electronic Equipment

Other International Directives and Standards

Regulation	Standard	Title
Digital Addressable Lighting Interface (DALI)	IEC 62386-101	Digital Addressable Lighting Interface – Part 101: General Requirements – System
	IEC 62386-102	Digital Addressable Lighting Interface – Part 102: General Requirements – Control Gear
	IEC62386-208	Digital Addressable Lighting Interface – Part 208: Particular Requirements for Control Gear – Switching function (device type 7)



IP20

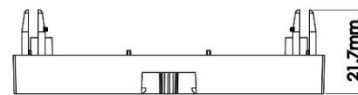


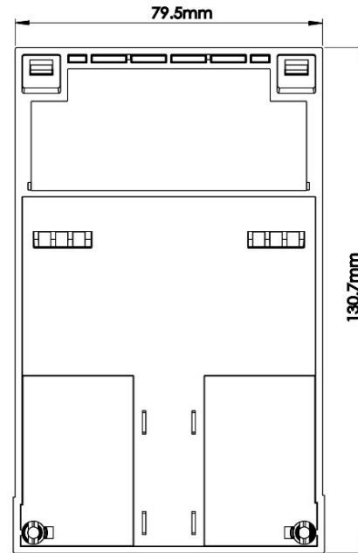
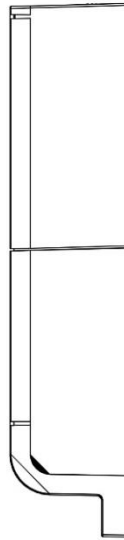
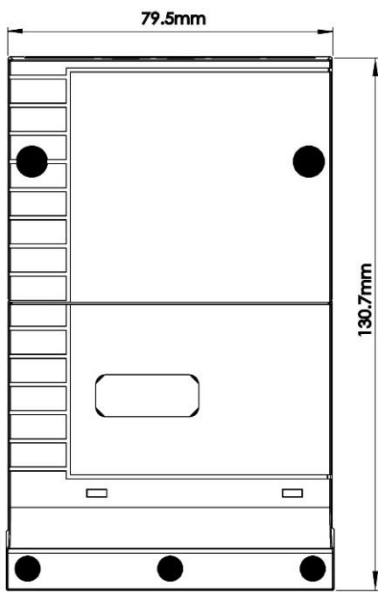
CE



RoHS
COMPLIANT



Dimensions



DALI Relay Device

Optional Mounting Bracket

Contact Information

Web www.ozuno.com
All Enquiries +61 8 8362 7584 sales@ozuno.com

Ozuno Trading Pty Ltd

ABN: 96 621 194 483
4/115 Payneham Rd
St Peters SA 5069
Australia

This product includes a **TWO-YEAR WARRANTY** against manufacturing defects.

RAPIX is a trademark of Ozuno Holdings Limited and Gerard Lighting Pty Ltd.

COPYRIGHT © 2019 This document is copyright by Ozuno Holdings Limited. Except as permitted under relevant law, no part of this data sheet may be reproduced by any process without written permission of and acknowledgement to Ozuno.

DISCLAIMER. Ozuno Holdings Limited (Ozuno) reserves the right to alter the specifications, designs or other features of any items and to discontinue any items at any time without notice and without liability. While every effort is made to ensure that all information in this Data Sheet is correct, no warranty of accuracy is given and Ozuno shall not be liable for any error.

TRADEMARKS. The identified trademarks and copyrights are the property of Ozuno Holdings Limited unless otherwise noted.

13-14-018-001-02 December 2019