



Figure 1. KNX net/IP Router

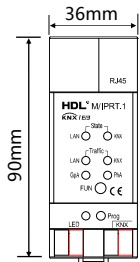


Figure 2. Dimensions - Front View

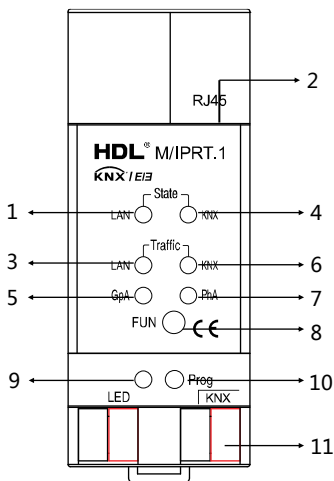


Figure 3 Components - Front View

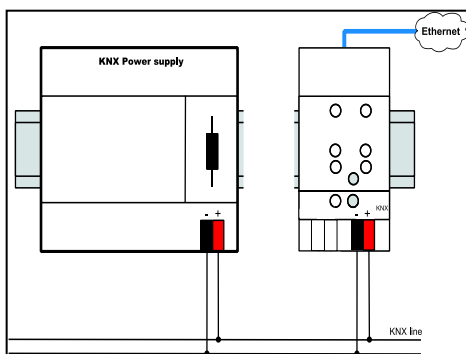


Figure 4. Wiring

Overview

KNX net/IP Router (See Figure 1) enables data exchange between KNX net/IP line and TP1 bus, and data download and data monitoring are available via ETS software.

Functions

- Function key can temporarily stop data filtering, and data filtering will restore automatically when reaches the preset time.
- Fast data caching, reliable data delivery and validation
- Fast telegram data exchange between KNX net/IP and KNX TP1 bus through LAN network.
- Up to 4 channels for data debugging and monitoring for ETS or monitoring devices.
- 6 dual-color LED lights indicate all communication status.

Important Notes

Electrical safety:

- Pollution rating 2 - IEC 60664-1
- Protection type IP 20 - EN 60529
- Protection rating III - IEC 61140
- Overvoltage category III - EN 60664-1
- KNX cable SELV DC 21 - 30 V
- This device complies with EN 50090-2-2, IEC 60664-1

CE mark:

- In accordance with the EMC guideline and the low voltage guideline.
- The KNX net/IP router should be installed in dry distribution board or in small box with 35mm DIN rail.
- The router shall be installed or disassembled according to the installation requirements of DIN EN 60715 Standard.
- Connecting to KNX Bus: as usual KNX bus KNX-Bus connections

Product Information

Dimensions - See Figure 2

Components - See Figure 3

1. LAN status LED
2. Ethernet connector
3. LAN Traffic LED
4. KNX Bus status LED
5. Routing Group Telegrams LED
6. KNX Traffic LED
7. Routing physical address telegrams LED
8. Function button-Telegrams in specified time
9. Programming LED
10. Programming button
11. KNX-BUS connector

Wiring - See Figure 4

Safety Precautions



- The installation and commissioning of the device must be carried out by HDL or the organization designated by HDL. For planning and construction of electric installations, the relevant guidelines, regulations and standards of the respective country are to be considered.
- HDL does not take responsibility for all the consequences caused by installation and wire connection that are not in accordance with this document.
- Please do not privately disassemble the device or change components, otherwise it may cause mechanical failure, electric shock, fire or body injury.
- Please resort to our customer service department or designated agencies for maintenance service. The warranty is not applicable for the product fault caused by private disassembly.

Package Contents

M/IPRT.1*1 / Datasheet*1

Technical Data

Basic Parameters

Working voltage	21~30V DC
Working current	5mA/30V DC
Power consumption	typ. 520mW, max. 800mW
Communication	KNX
Cable diameter of KNX terminal	0.6 - 0.8mm

External Environment

Working temperature	-5°C~45°C
Storage temperature	-20°C~60°C
Relative humidity (non-condensing)	≤93%

Specifications

Dimensions	90×36(2SU)×70(mm)
Net weight	66g
Housing material	ABS
Installation	35mm DIN rail installation
Protection rating (Compliant with EN 60529)	IP20

Name and Content of Hazardous Substances in Products

Components	Hazardous substances					
	Lead (Pb)	Mercury (Hg)	Cadmium (Cd)	Chromium VI (Cr (VI))	Poly-brominated biphenyls (PBB)	Poly-brominated diphenyl ethers (PBDE)
Plastic	o	o	o	o	o	o
Hardware	o	o	o	o	-	-
Screw	o	o	o	×	-	-
Solder	×	o	o	o	-	-
PCB	×	o	o	o	o	o
IC	o	o	o	o	×	×

The symbol “-” indicates that the hazardous substance is not contained.

The symbol “o” indicates that the content of the hazardous substances in all the homogeneous materials of the component is below the limit requirement specified in the Standard IEC62321-2015.

The symbol “×” indicates that the content of the hazardous substance in at least one of the homogeneous materials of the part exceeds the limit requirement specified in the Standard IEC62321-2015.

KNX Cable Guide

KNX	KNX Cable
+	Red
-	Black

Technical support

E-mail: support@hdlautomation.com

Website: <https://www.hdlautomation.com>

©Copyright by HDL Automation Co., Ltd. All rights reserved.
Specifications subject to change without notice.